

# IHS Markit new User Validation process

## What you need to know

- Each user will need to complete a one-time validation
  - **Step 1:** Access following Registration Link: <https://login.ihserc.com/intelligence>
  - **Step 2** enter your **Vocational Training Council email address**. You will need to **create a new account**
  - **Step 3:** select **I am not a Robot** - an email will be sent to the address provided with an **Activation Code**.
  - **Step 4:** **copy and paste** the code to **Activate** Your Account and **create a password** (then launch product)

## What you need to do

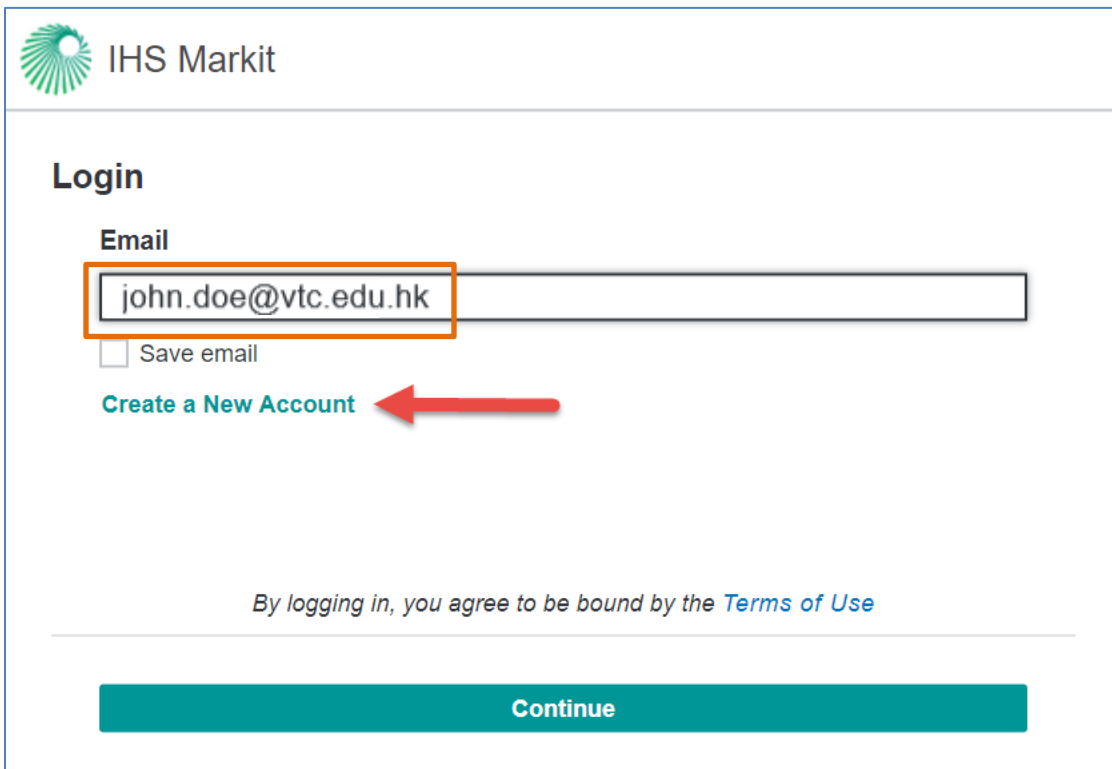
- Carefully review the steps outlined below
- Follow the instructions when you receive the email
- To reduce the number of times you need to enter your credentials, select the options to **Save your email** and to **Keep you logged in**
- For more information, please visit or share our [Resource Page](#) for FAQs and a short tutorial
- For Assistance contact IHS Customer Care [ [CustomerCare@ihsmarkit.com](mailto:CustomerCare@ihsmarkit.com) ]

Please note, you will need to create a new account. Here is a preview of the new login process

**Step 1:** Access following Registration Link:

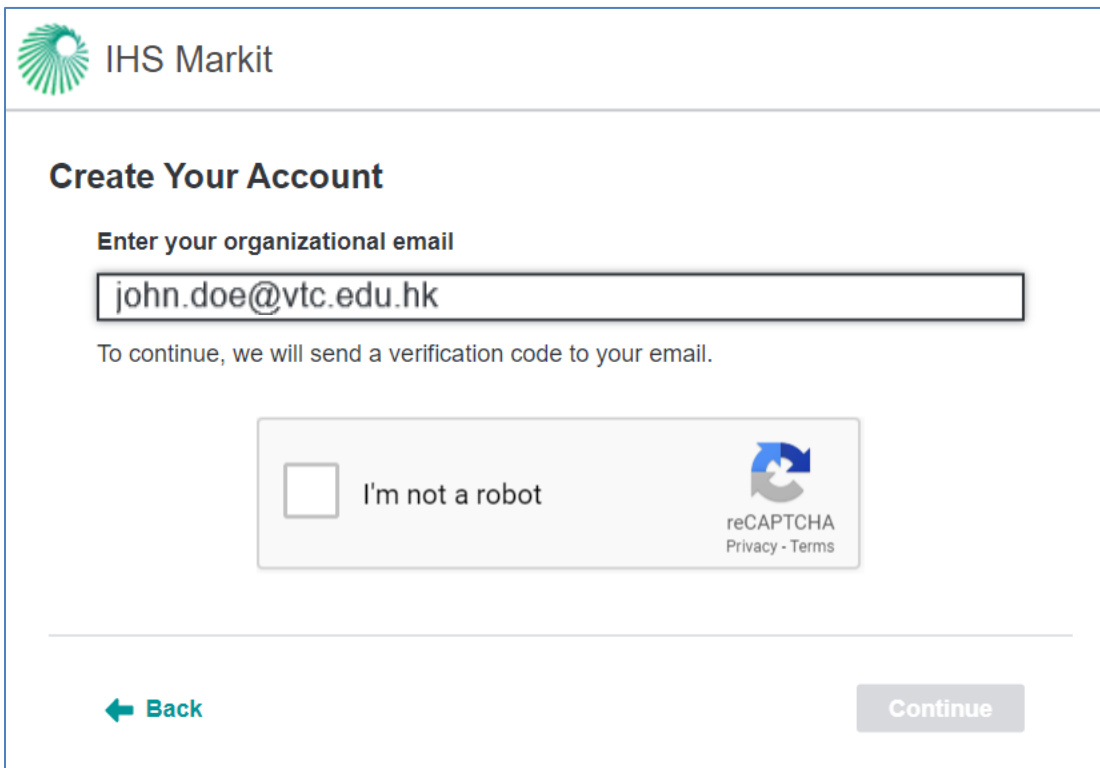
<https://login.ihserc.com/intelligence>

**Step 2:** Enter your VTC email address and click **Create a New Account**



The screenshot shows the IHS Markit login interface. At the top left is the IHS Markit logo. Below it, the word "Login" is displayed. There is an "Email" label above a text input field containing the email address "john.doe@vtc.edu.hk". Below the input field is a checkbox labeled "Save email". Underneath the checkbox is a link that says "Create a New Account" with a red arrow pointing to it from the right. At the bottom of the form area, there is a line of text: "By logging in, you agree to be bound by the [Terms of Use](#)". At the very bottom of the page is a large teal button labeled "Continue".

**Step 3:** Select the **I'm not a robot** check box and click **Continue**



IHS Markit

## Create Your Account

Enter your organizational email

To continue, we will send a verification code to your email.

I'm not a robot

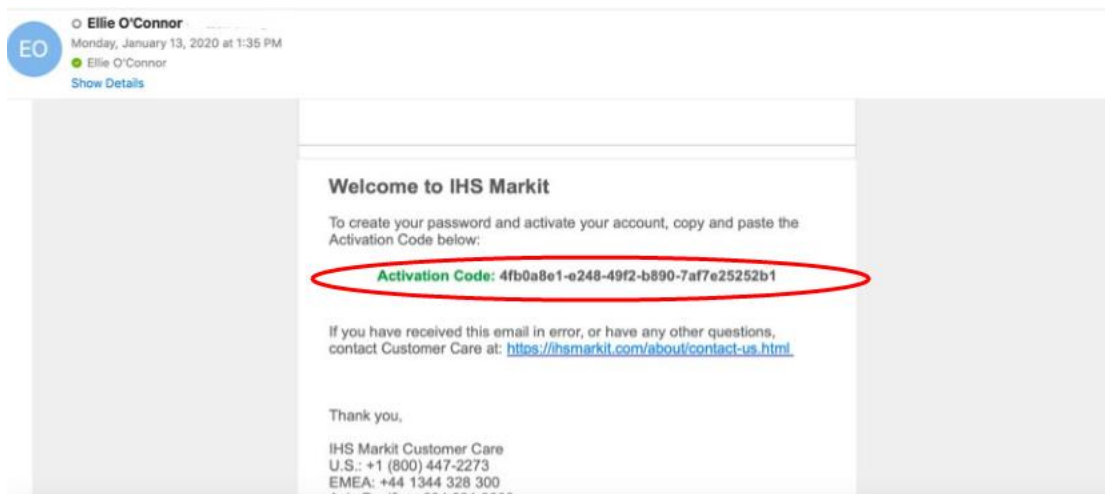
reCAPTCHA  
Privacy - Terms

[← Back](#) [Continue](#)

**Step 4:** An email will be sent to the address provided with an **Activation Code**. If the code doesn't arrive, the user can click **Resend Code**. If you don't receive the Activation Code, it might be for the following reasons:

- Check the spam or junk folders.
- Your email address could be incorrect.
- There was a problem with email delivery. (uncommon)

**Copy and paste** this code to Activate Your Account.





## Activate Your Account



Activation code sent to john.doe@vtc.edu.hk . If you did not receive this email, check your Junk folder.

Activation code

[Resend Code](#)

copy and paste **Activation code**  
from the email sent to you

then click **Continue**

[Cancel](#)

[Continue](#)

Follow the steps to **Create Your Profile** and set your **Password**.

**Launch** your **product** from the IHS Markit **Main Menu**

### Forgot Password

**Step 1:** Enter your email address on the login screen. The Forgot Password workflow is only available on the Password entry screen.

**Step 2:** Select Forgot Password.

**Step 3:** Select Send Code and an email will be sent with directions to reset your password.

**Step 4:** Copy and paste the Verification Code from the email.


**Step 5:** Create a new password. You will be prompted to re-enter your password once it is successfully created.

## Access to EWB after User Registration

**Step 1:** Please access following link:

<https://login.ihserc.com/intelligence>

**Step 2:** Enter your VTC email address and click **Continue**

 IHS Markit

---

### Login


Email

  
 Save email  
[Create a New Account](#)

*By logging in, you agree to be bound by the [Terms of Use](#)*

**Continue**

**Step 3:** Enter the password you created during registration and click **Continue**

 IHS Markit

---

### Enter Password

Log in as: john.doe@vtc.edu.hk

Password

  
 Keep me logged in [Forgot Password?](#)  
[Create a New Account](#)

[← Back](#) **Continue**

**Step 4:** Click Engineering Workbench to access it.

## Main Menu

---

Welcome, [User ID: ]      Account:  
→ **Subscriber Logout**      Account ID:  
→ **Missing personal data?**      Session: 6673728  
Your IP: 10.155.128.86

**Select a Service from your current subscription:**

▶ **IHS Engineering Workbench**

For more information, please visit or share our [Resource Page](#) for FAQs and a short tutorial. If you have questions or need help, please contact Customer Care <https://ihsmarkit.com/about/contact-us.html>