

## PHILIPS 7080 TRANSLATOR - QUICK START GUIDE

# IMPORTANT NOTES

- Fully recharge the device before use.
- Online Translation: Requires a stable WiFi or mobile data connection.
- Supports 50+ languages (online mode) or Chinese, English, Japanese, Korean (offline mode)

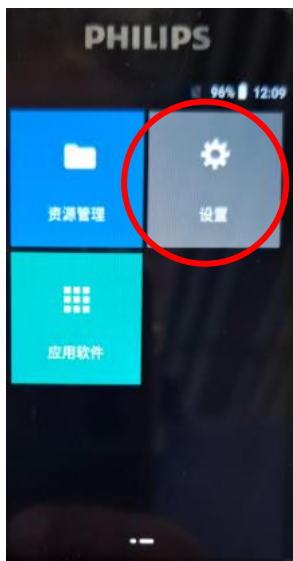
# KEY FEATURES

- Translation Modes: Conversation, Group, Photo, Text.
- Voice Recording: Audio recording, Speech-to-text, Text editing, Meeting minutes.

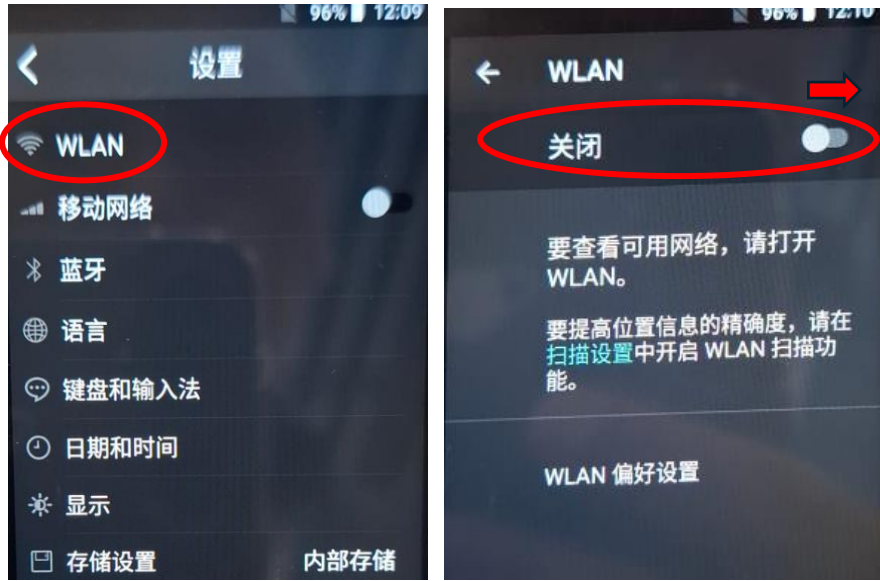
# WIFI CONNECTION

## Basic Setup

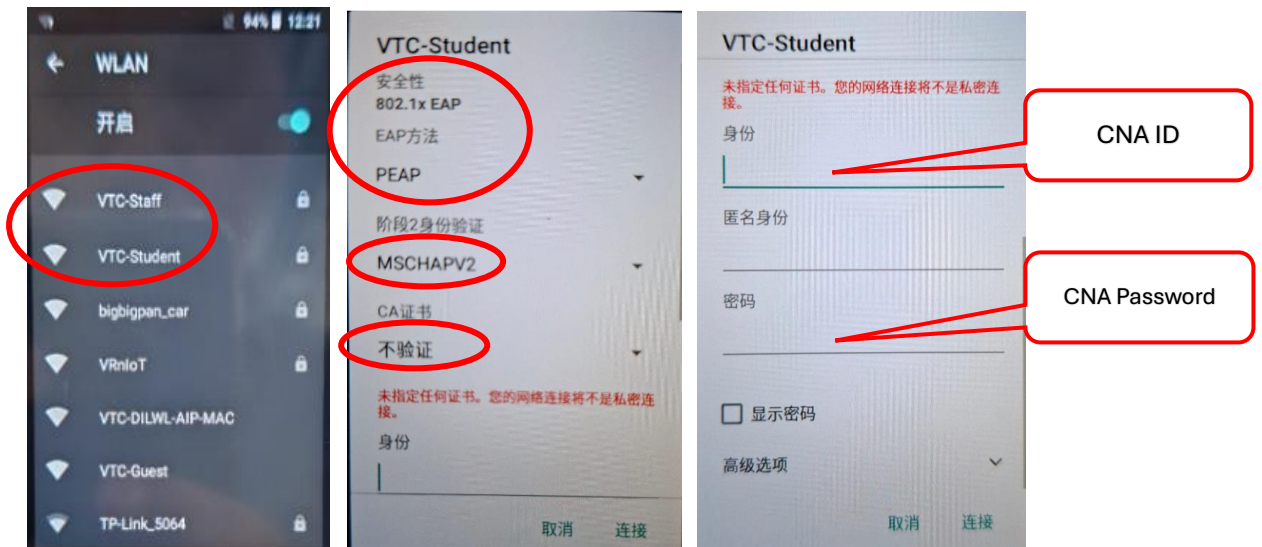
1. Go to Settings.



2. Select WLAN.



3. Choose your network, change the setting and enter the login and password.



## VTC WiFi Setup information

Visit VTC WiFi Setup for detailed instructions.

<http://wlan.vtc.edu.hk/Setup.html>

Select the appropriate network and follow the Android setup steps using your VTC credentials.

## Quick Start for verbal translation

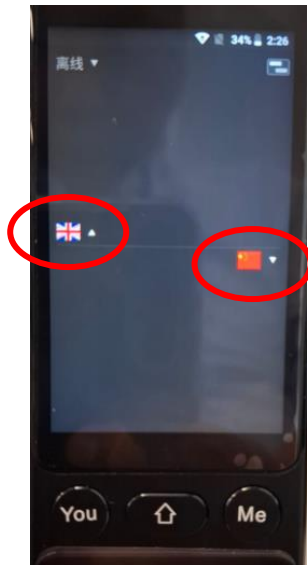
Note: Ensure your device is connected to the internet for online translations.

First-time offline translation requires network activation.

- 1) Select “Translate” in the main menu



- 2) Select Languages



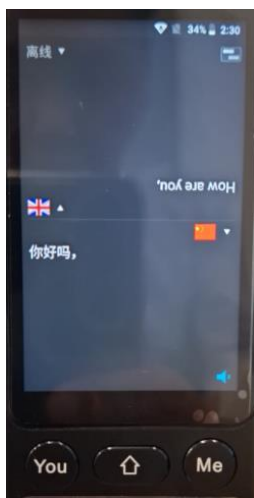
Choose your source language (the language you will speak) and target language (the language you want to translate to).

### 3) Start Recording



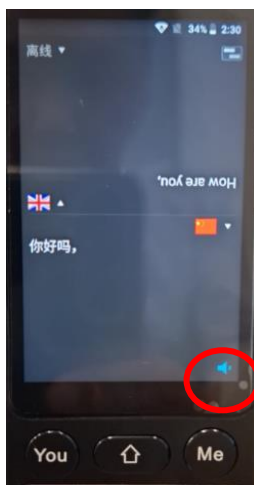
Press and hold the YOU key or ME key to start recording your speech.

### 4) Generate Translation



Release the key after speaking. The device will generate the translated text.

### 5) Listen to Translation

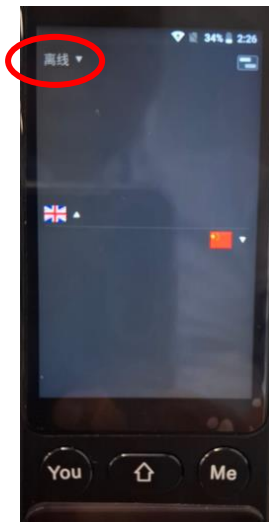


The device will automatically play an audio version of the translated text.

Or

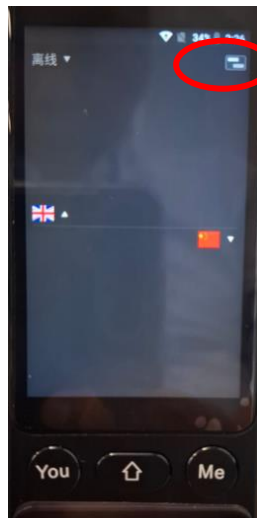
Click the pause/play button to control audio playback.

## 6) Online and Offline Modes



Switch Modes: Use the button at the top left to toggle between "Online" and "Offline" translation.

## 7) Exchange Languages



Quickly swap source and target languages using the exchange button.

# MORE INFORMATION

1) For detailed function or information, please refer to the full manual:

[https://library.vtc.edu.hk/public/DL/translator/PHILIPS\\_7080\\_MANUAL.pdf](https://library.vtc.edu.hk/public/DL/translator/PHILIPS_7080_MANUAL.pdf)

2) Refer to the LRC page on Digital Equipment for details about the loan service.

<https://libguides.vtc.edu.hk/dilwllrc/cf-de>